



Canal HRM

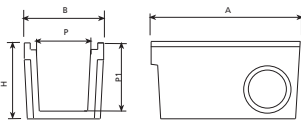


Bordes reforzados en acero
Chânage des blocs béton
reinforced steel edges



PC50T/C1

Variantes | Variantes | Alternatives



PC12/C1



PC20/C1



PC30/C1

REF.		A	B	H	P	P1	UN.
PC50T/C1	D400	1000 mm	580 mm	665 mm	365 mm	496 mm	4